

# 2L-2801

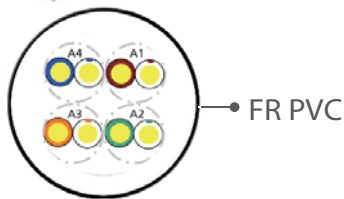

## Low Skew Cat 5e Cable

### What is skew??

Analog video presents a high quality image when the computer is directly connected to the monitor by short cables. However, in today's data centers, labs, stores, as well as in digital signage installations, video cables may be long, bulky, and expensive. To overcome these practical video cable length limits, KVM switches – in addition to both KVM extenders and VGA-only extenders – are used that send video through Cat 5e cables. "Skew" is the color phase and time errors that occur when R/G/B video signals are sent long distance over Cat 5e cables, and this can result in smeared, unsharp, color-fringed images that become visibly worse the longer the cables.


### Why you need Low Skew Cat 5e Cable ?

To remedy this skew distortion, ATEN has developed the Low skew Cat 5e cable 2L-2801. This 305 m/ 1000 ft, high performance Cat 5e cable is suitable for the audio and video transmission of a wide range of video and KVM Extenders. This low skew cable is specifically designed for RGB video applications such as digital signage, and supports video transmissions to longer distances than traditional twisted pair Cat 5e cable does. To eliminate blur and bleeding images and to ensure the clarity of your video transmissions in all video-related applications, use 2L-2801 Low Skew Cat 5e Cable.



### Features

- Supports high quality RGB video transmission
- Contains 305 m/1000 ft of low skew cable
- **Delay Skew: 1 ~ 350 MHz 20ns/100m Max.**
- Outer Jacket Material: FR PVC
- Outer Shield Material: Unshielded
- Conductor Material: 24 AWG solid bare copper
- **Compatible with ATEN analog Cat 5 video extenders, KVM extenders, and Cat 5 KVM switches**
- UL, ETL approved



### Construction:

Conductor	Size	24 AWG
	Construction	Solid bare copper
	Cond. Diam.	1/0.492±0.02
Insulation	Avg. Thick.	0.195
	Min. Thick.	0.185
	Diameter	0.880 ± 0.02
	Material	HDPE
	Color codes	1. Blue × White/Blue stripe 2. Orange × White/Orange stripe 3. Green × White/Green stripe 4. Brown × White/Brown stripe
Shielded	Pair stranded	2 cores stranded
	Assembly stranded	4 pair stranded
	Avg. Thick.	0.45
Jacketed	Min. Thick.	0.41
	Diameter	4.80 ± 0.20
	Material	FR PVC
	Color	Blue or other color

### Electrical & Physical Properties

Item	24AWG × 4p		
Cable Length	305 m/ 1000 ft		
Conductor Resistance	9.38 Ohm/100m/20°C Max.		
Mutual Capacitance	56 Pf/M Max.		
Dielectric Strength	Ac 1.5 Kv/2 Sec.		
Spark Test	2.5 Kv		
Insulation	Unaged	Tensile Strength	2400 Psi Min. (1.69 Kg/M)
		Elongation	300% Min.
	Aged	Tensile Strength	Unaged Min. 75%(100°C×48hrs)
		Elongation	Unaged Min. 75%(100°C×48hrs)
Jacketed	Unaged	Tensile Strength	2000 Psi Min.(1.41 Kg/M)
		Elongation	100% Min.
	Aged	Tensile Strength	Unaged Min. 85%(100°C×240hrs)
		Elongation	Unaged Min. 50%(100°C×240hrs)
Insulation Shrinkback	150m/M, 121°C±1°C×1hr 9.5m/M		
Cold Bend Test	-20 ×4hrs No.Crack		
Flame Retardant Test	CMR		
Ac Leakage Current Through Overall Jacket	Ac 1500v 10 Ma		
Dc Resistance Unbalance	5% Max.		
Pair-To-Ground Capacitance Unbalance	330 Pf/100m Max.		
Characteristic Impedance	1 ~ 350 Mhz 100±15 Ohms		
Structural Return Loss	350 Mhz 10.6db Min.		
Propagation Delay	350 Mhz 536ns/100m Max.		
Delay Skew	1 ~ 350 Mhz 20ns/100m Max.		
Weight	9.8KG		

